

## Bootstrap 4 Uyarılar (Alerts)

Bootstrap 4, önceden tanımlanmış uyarı mesajları oluşturmak için kolay bir yol sağlar:



Uyarılar (Alerts) `.alert` class ve ardından verilen bağlamsal sınıflar ile oluşturulur. Bu sınıflar `.alert-success`, `.alert-info`, `.alert-warning`, `.alert-danger`, `.alert-primary`, `.alert-secondary`, `.alert-light` veya `.alert-dark`:

Örnek:

```
<div class="alert alert-success">
  <strong>Success!</strong> Indicates a successful or positive action.
</div>
```

## Uyarıların Kapanışı (Closing Alerts)



Uyarı iletisi kapatılabilir bir sınıf olarak oluşturulmuştur. Bu uyarıları kapatmak için; reddedilebilir bir `.alert-dismissible` sınıfı eklenir. Ardından bir bağlantıya veya düğme ögesi `class="close"` ve `data-dismiss="alert"` eklenir. Tıklandığında uyarı kaybolur.

Örnek:

```
<div class="alert alert-success alert-dismissible">
  <button type="button" class="close" data-dismiss="alert">&times;</button>
  <strong>Success!</strong> Indicates a successful or positive action.
</div>
```

## Uyarıların Animasyonu (Animated Alerts)

Eklenecek bir `.fade` ve `.show` sınıfları uyarı iletisinin kapanışı esnasında bir solma efekti oluşturur.

Örnek:

```
<div class="alert alert-danger alert-dismissible fade show">
```

## Bootstrap 4 Butonlar (Buttons)

Bootstrap butonlar farklı stillerde buton ekleme imkanı sağlarlar: Bunlar aşağıda örneklediği şekildedir.



Örnek:

```
<button type="button" class="btn">Basic</button>
<button type="button" class="btn btn-primary">Primary</button>
<button type="button" class="btn btn-secondary">Secondary</button>
<button type="button" class="btn btn-success">Success</button>
<button type="button" class="btn btn-info">Info</button>
<button type="button" class="btn btn-warning">Warning</button>
<button type="button" class="btn btn-danger">Danger</button>
<button type="button" class="btn btn-dark">Dark</button>
<button type="button" class="btn btn-light">Light</button>
<button type="button" class="btn btn-link">Link</button>
```

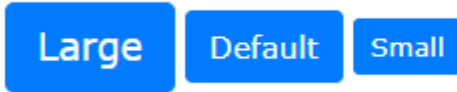
## Bootstrap 4 İçi Boş Butonlar (Buttons Outline)



Örnek:

```
class="btn btn-link btn-outline"
```

## Buton Boyutu (Button Sizes)



Örnek:

```
<button type="button" class="btn btn-primary btn-lg">Large</button>
<button type="button" class="btn btn-primary">Default</button>
<button type="button" class="btn btn-primary btn-sm">Small</button>
```

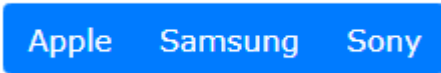
## Aktif ve Pasif Butonlar (Active/Disabled Buttons)



Örnek:

```
<button type="button" class="btn btn-primary active">Active Primary</button>
<button type="button" class="btn btn-primary disabled">Disabled Primary</button>
<a href="#" class="btn btn-primary disabled">Disabled Link</a>
```

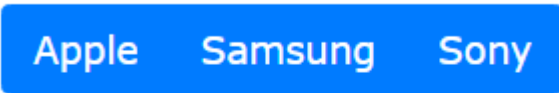
## Bootstrap 4 Grup Butonlar (Button Groups)



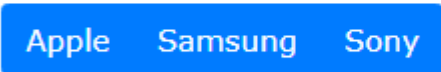
Örnek:

```
<div class="btn-group">
  <button type="button" class="btn btn-primary">Apple</button>
  <button type="button" class="btn btn-primary">Samsung</button>
  <button type="button" class="btn btn-primary">Sony</button>
</div>
```

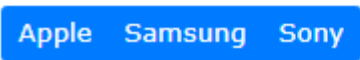
Large Buttons:



Default Buttons:




Small Buttons:



Örnek:

```
<div class="btn-group btn-group-lg">
  <button type="button" class="btn btn-primary">Apple</button>
  <button type="button" class="btn btn-primary">Samsung</button>
  <button type="button" class="btn btn-primary">Sony</button>
</div>
```

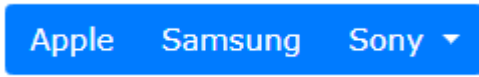
## Dikey Butonlar (Vertical Button Groups)



Örnek:

```
<div class="btn-group-vertical">
  <button type="button" class="btn btn-primary">Apple</button>
  <button type="button" class="btn btn-primary">Samsung</button>
  <button type="button" class="btn btn-primary">Sony</button>
</div>
```

## Button Groups & Dropdown Menus



Örnek:

```
<div class="btn-group">
  <button type="button" class="btn btn-primary">Apple</button>
  <button type="button" class="btn btn-primary">Samsung</button>
  <div class="btn-group">
    <button type="button" class="btn btn-primary dropdown-toggle" data-toggle="dropdown">
      Sony
    </button>
    <div class="dropdown-menu">
      <a class="dropdown-item" href="#">Tablet</a>
      <a class="dropdown-item" href="#">Smartphone</a>
    </div>
  </div>
</div>
```

## Bootstrap 4 Rozetler (Badges)

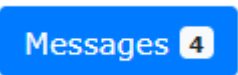
Rozetler tıpkı butonlar gibidir. Fakat kullanım alanı farklıdır. Bazen butonlar içerisinde bir nesneyi vurgulamak için kullanılabilirler. Bazen de bir liste içerisindeki detaylara dikkat çekmek için.



Örnek:

```
<span class="badge badge-primary">Primary</span>
<span class="badge badge-secondary">Secondary</span>
<span class="badge badge-success">Success</span>
<span class="badge badge-danger">Danger</span>
<span class="badge badge-warning">Warning</span>
<span class="badge badge-info">Info</span>
<span class="badge badge-light">Light</span>
<span class="badge badge-dark">Dark</span>
```


## Nesne içerisinde Kullanımı (Badge inside an Element)



Örnek:

```
<button type="button" class="btn btn-primary">
  Messages <span class="badge badge-light">4</span>
</button>
```

## Basit İlerleme Çubuğu (Basic Progress Bar)



Örnek:

```
<div class="progress">
  <div class="progress-bar" style="width:70%">LABEL</div>
</div>
```

Örnek:

```
<!-- Blue -->
<div class="progress">
  <div class="progress-bar" style="width:10%"></div>
</div>
```

Örnek:

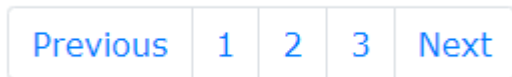
```
<!-- Green -->
<div class="progress">
  <div class="progress-bar bg-success" style="width:20%"></div>
</div>
```

## Çoklu İlerleme Çubuğu (Multiple Progress Bars)

Örnek:

```
<div class="progress">
  <div class="progress-bar bg-success" style="width:40%">
    Free Space
  </div>
  <div class="progress-bar bg-warning" style="width:10%">
    Warning
  </div>
  <div class="progress-bar bg-danger" style="width:20%">
    Danger
  </div>
</div>
```

## Temel Sayfalama (Basic Pagination)



Örnek:

```
<ul class="pagination">
  <li class="page-item"><a class="page-link" href="#">Previous</a></li>
  <li class="page-item"><a class="page-link" href="#">1</a></li>
  <li class="page-item"><a class="page-link" href="#">2</a></li>
  <li class="page-item"><a class="page-link" href="#">3</a></li>
  <li class="page-item"><a class="page-link" href="#">Next</a></li>
</ul>
```

## Aktif Durum (Active State)

Örnek:

```
<li class="page-item active"><a class="page-link" href="#">2</a></li>
```

## Pasif Durumu (Disabled State)

Örnek:

```
<li class="page-item disabled"><a class="page-link" href="#">Previous</a></li>
```

## Sayfalandırma Hizalaması (Pagination Alignment)

Örnek:

```
<ul class="pagination justify-content-center" style="margin:20px 0">  
<li class="page-item">...</li>  
</ul>
```

## İçerik Haritası (Breadcrumbs)

Photos / Summer 2017 / Italy / Rome

Örnek:

```
<ul class="breadcrumb">  
<li class="breadcrumb-item"><a href="#">Photos</a></li>  
<li class="breadcrumb-item"><a href="#">Summer 2017</a></li>  
<li class="breadcrumb-item"><a href="#">Italy</a></li>  
<li class="breadcrumb-item active">Rome</li>  
</ul>
```

## Bootstrap 4 Kart Yapılar (Cards)

### Header and Footer

Örnek:

```
<div class="card">  
<div class="card-header">Header</div>  
<div class="card-body">Content</div>  
<div class="card-footer">Footer</div>  
</div>
```

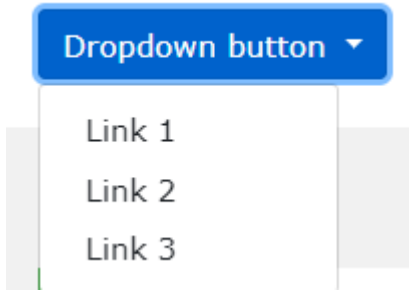
Örnek:

```
<div class="card" style="width:400px">  
  
<div class="card-body">  
<h4 class="card-title">John Doe</h4>  
<p class="card-text">Some example text.</p>  
<a href="#" class="btn btn-primary">See Profile</a>  
</div>  
</div>
```





## Bootstrap 4 Aşağı Açılır Buton (Dropdowns)



Örnek:

```
<div class="dropdown">
  <button type="button" class="btn btn-primary dropdown-toggle" data-toggle="dropdown">
    Dropdown button
  </button>
  <div class="dropdown-menu">
    <a class="dropdown-item" href="#">Link 1</a>
    <a class="dropdown-item" href="#">Link 2</a>
    <a class="dropdown-item" href="#">Link 3</a>
  </div>
</div>
```

## Aşağı Açılır Menü Bölümlendirme (Dropdown Divider)

Örnek:

```
<div class="dropdown-divider"></div>
```

## Aşağı Açılır Menü Başlıklar Dropdown Header

Örnek:

```
<div class="dropdown-header">Dropdown header 1</div>
```

## Menü Pozisyonu Dropdown Position

Örnek:

```
<div class="dropdown dropright">
```

```
<div class="dropdown dropleft">
```

## Bootstrap 4 Açılır-Daralır Nesnelere (Collapse)

Örnek:

```
<button data-toggle="collapse" data-target="#demo">Collapsible</button>
```

```
<div id="demo" class="collapse">
```

```
  Lorem ipsum dolor text....
```

```
</div>
```

```
<div id="demo" class="collapse show">
```

```
  Lorem ipsum dolor text....
```

```
</div>
```

## Açılır-Daralır Menü (Accordion)

Örnek:

```
<div id="accordion">

<div class="card">
  <div class="card-header">
    <a class="card-link" data-toggle="collapse" href="#collapseOne">
      Collapsible Group Item #1
    </a>
  </div>
  <div id="collapseOne" class="collapse show" data-parent="#accordion">
    <div class="card-body">
      Lorem ipsum..
    </div>
  </div>
</div>

<div class="card">
  <div class="card-header">
    <a class="collapsed card-link" data-toggle="collapse" href="#collapseTwo">
      Collapsible Group Item #2
    </a>
  </div>
  <div id="collapseTwo" class="collapse" data-parent="#accordion">
    <div class="card-body">
      Lorem ipsum..
    </div>
  </div>
</div>

<div class="card">
  <div class="card-header">
    <a class="collapsed card-link" data-toggle="collapse" href="#collapseThree">
      Collapsible Group Item #3
    </a>
  </div>
  <div id="collapseThree" class="collapse" data-parent="#accordion">
    <div class="card-body">
      Lorem ipsum..
    </div>
  </div>
</div>

</div>
```



## Sekmeler (Tabs)



Örnek:

```
<ul class="nav nav-tabs">
  <li class="nav-item">
    <a class="nav-link active" href="#">Active</a>
  </li>
  <li class="nav-item">
    <a class="nav-link" href="#">Link</a>
  </li>
  <li class="nav-item">
    <a class="nav-link" href="#">Link</a>
  </li>
  <li class="nav-item">
    <a class="nav-link disabled" href="#">Disabled</a>
  </li>
</ul>
```

## Bloklar (Pills)



Örnek:

```
<ul class="nav nav-pills">
  <li class="nav-item">
    <a class="nav-link active" href="#">Active</a>
  </li>
  <li class="nav-item">
    <a class="nav-link" href="#">Link</a>
  </li>
  <li class="nav-item">
    <a class="nav-link" href="#">Link</a>
  </li>
  <li class="nav-item">
    <a class="nav-link disabled" href="#">Disabled</a>
  </li>
</ul>
```

## İki yana Yaslı Sekmeler/Bloklar (Justified Tabs/pills)

Örnek:

```
<ul class="nav nav-pills nav-justified">..</ul>
<ul class="nav nav-tabs nav-justified">..</ul>
```

Bootstrap 4 Navigation Bar [Gelecek haftanın konusu....](#)

